


47TH ANNUAL
Slumberland American Birkebeiner[®]

&

Birkie[®] Week of Events

Official Race Guide

February 24 - 28, 2021



slumberland
BIRKIE.
Ski. Run. Bike. Live!

Birkie 2021, A Year Like No Other!

We think you'll agree that there is something magical about skiing the Slumberland American Birkebeiner, Kortelopet, or Prince Haakon races on the legendary Birkie Trail. While 2021 Birkie week events will look differently than they have in past years, the essence of skiing the Birkie Trail remains at the heart of each event. No matter which event you're skiing, the challenge, adventure, excitement, and feeling of accomplishment will certainly be a part of your 2021 Birkie week experience.

Whether you're a new skier or a seasoned veteran, please make sure you read through this race guide, cover to cover, as nearly everything has changed in this unique year.

Thank you for participating in Birkie 2021 ski events, and for your flexibility and consideration in following all of the safety protocols that have been implemented to make our 2021 events possible.

Things to Know & Things to Do Before Traveling to Birkieland

- Before arrival, please make certain to download the new Birkie app! From your Birkie profile and personal race week details to the race guide, maps and more, you'll find everything you need to navigate Birkie week with ease. [Click here for details](#) on how to get the app.
- All skiers are required to complete a COVID-19 e-Screening prior to coming to Birkie events. Participants will receive a COVID-19 screening email before their race day. Please complete the profile and submit the results prior to arriving at the venue.
- We strongly encourage skiers to get a COVID-19 test, receiving a negative result, before traveling to the Hayward and Cable areas. For testing options in your area, [please click here](#).
- [Please watch this video](#), created by Dr. Quigley, Birkie Medical Director, addressing overall medical care and support on course, concerns for skiers with underlying health conditions, and/or skiers who have had COVID-19.
- If you've had COVID-19 in the 90-days prior to your Birkie week event, we ask that you do not attend this year's events. Given long term COVID-19 implications, we suggest switching to virtual and skiing closer to home.
- We encourage skiers to daytrip to their Birkie week event, returning to their home base later that same day, whenever possible.
- Skiers are asked to be as self-sufficient as possible when they arrive in the area by bringing their personal foodstuffs, or choosing takeout or delivery options while traveling, and avoiding indoor spaces when possible.
- Skiers are asked to use the same precautions in our communities as they do in their home communities and as they are required to do at Birkie events, including wearing masks and social distancing.
- Skiers are asked to voluntarily self-quarantine for 7-days before they travel to the area.
- For skiers who are uncomfortable with these safety protocols or who have concern for their own personal health or the health of local communities, we encourage you to switch to the virtual race option and participate in your event as close to home as possible. You may switch to the virtual option until February 27, 2021 by [clicking here](#).

Thank you for your cooperation in helping to keep our communities safe when traveling to Birkie events!

Birkie Week • February 24–28, 2021

2021 Birkie Week Schedule of Events

Slumberland American Birkebeiner (43K), Kortelopet (26K) & Prince Haakon (14K) Events

- Wednesday, February 24: Skate
- Thursday, February 25: Skate
- Friday, February 26: Classic
- Saturday, February 27: Skate (2021 Birkie Skate Champions Crowned)
- Sunday, February 28: Classic (2021 Birkie Classic Champions Crowned)

Before You Leave Home!

- Please [download the Birkie app](#) from the Apple App Store or the Google Play Store, you'll need it during Birkie week!
- If you do not have the Birkie app you will need your bib confirmation email to pick-up your bib packet.
- If you had your bib mailed to you, please remember to bring it with you.
- Please remember to pack your mask or two-layer neck gaiter, your own hydration vessel, and energy needs for race day.

Bib & Gear Bag Pick-Up

Mailed Bib Packets

- If you requested that your bib packet be mailed to you and have not yet received it, please consult your tracking email to determine when it was delivered to your home.
- If you have a bib-related issue, please reach out to registration@birkie.com immediately.
- The deadline to have your bib packet mailed has passed.

Please Note! Please don't leave your bib at home!

Bib Packet Pick-Up - Birkie Week

- There is no bib pick-up option at the American Birkebeiner Trailhead on race mornings.
- As always, entries are non-transferable between individuals.
- If you did not have your bib packet mailed to you, you'll need to pick-up your packet during Birkie week. Drive-up bib pick-up will be held at [Birkie Ridge](#), located just north of Seeley, WI.

Directions to Birkie Ridge:

Watch for large signs on U.S. Highway 63 marking the entrance to Birkie Ridge.

- **From Hayward**, On U.S. Highway 63, drive north 12.5 miles from the U.S. Highway 77 intersection in Hayward, WI. Look for large signs directing you to turn right into Birkie Ridge on the east side of Highway 63, just north of Seeley, WI.
- **From Cable**, On U.S. Highway 63, drive south 5.0 miles from the County Highway M intersection in Cable, Wisconsin. Look for large signs directing you to turn left into Birkie Ridge on the east side of Highway 63, and before you reach Seeley, WI.
- **GPS Coordinates** 46.147384, -91.331785

Drive-Up Bib & Gear Bag Pick-Up Hours

- **Tuesday, February 23**
 - 5:30 p.m. to 7:30 p.m.
- **Wednesday, February 24**
 - 6:30 a.m. to 11:30 a.m.
 - 5:30 p.m. to 7:30 p.m.
- **Thursday, February 25**
 - 6:30 a.m. to 11:30 a.m.
 - 5:30 p.m. to 7:30 p.m.
- **Friday, February 26**
 - 6:30 a.m. to 11:30 a.m.
 - 5:30 p.m. to 7:30 p.m.
- **Saturday, February 27**
 - 6:30 a.m. to 11:30 a.m.
 - 5:30 p.m. to 7:30 p.m.
- **Sunday, February 28**
 - 6:30 a.m. to 11:00 a.m.

Picking Up Your Bib Packet at Birkie Ridge

Upon arrival at Birkie Ridge, follow the signs to the numbered parking spots. Then, follow these simple steps:

- There is a link in your bib confirmation email specifically for bib pick-up. Simply click on the link and you'll be walked through the bib pick-up process.
- If you are using the [Birkie app](#) when picking up your bib packet, follow these simple steps:
 - In the app, touch the **Profile** tab, then under **Upcoming Events** touch the **Pick-Up Bib** button.
- You'll need to note which numbered parking spot you are waiting in. Your bib packet will be delivered to your vehicle.
- Please wear your mask during this exchange.
- If you don't have the Birkie app, you will need to bring a paper or electronic copy of your 2021 bib confirmation email, along with your photo ID to pick-up your bib.

Picking Up Another Skier's Bib or Authorizing Another Skier to Pick-Up Your Bib

Only a registered American Birkebeiner, Kortelopet or Prince Haakon skier may pick up another skier's bib packet.

To Have Another Skier Pick-Up Your Bib Packet

- In your bib confirmation email, please find the bib pick-up authorization link to allow another skier to pick-up your bib packet. Simply click on the link and follow the authorization process.
- If you are using the [Birkie app](#) to authorize another skier to pick-up your bib, follow these simple steps:
 - In the app, touch the **My Profile** tab, under **Upcoming Events** touch the **Authorize Bib Pick-Up** button.
- Search for the name of the skier permitted to pick-up your packet. You may search by either the authorized skier's name or bib number.
- Click on the authorized skier's name and they will be recorded as someone who can pick-up your packet.
- When the authorized skier arrives at bib pick-up, he/she will automatically receive the bibs he/she is authorized to pick-up.

To Pick-Up Another Skier's Bib Packet

- Provided the skier has authorized you to pick-up their bib packet, using one of the methods listed immediately above, you will automatically be able to pick up their bib when you check-in to pick-up your own bib.
- If the other skier has not authorized you to pick-up their bib packet through the link in their email or by authorizing you through the Birkie app, you must then produce a paper or electronic copy of the other skier's bib confirmation email, copy of their driver's license, and signed authorization to get their bib packet.

Birkie Gear Bags

If you pre-purchased a Birkie Gear Bag as part of your registration, we thank you for helping us to reduce the number of plastic bags that end up in landfills each year.

Again in 2021, you may have your Birkie Gear Bag mailed to you (\$11). Gear bags will be mailed in February and early March and to U.S. addresses only. You may request that your Birkie Gear Bag be mailed until March 31, 2021. [Click here](#) to have your Birkie Gear Bag mailed to you.

If you did not have your Birkie Gear Bag mailed, you may pick it up in person at bib pick-up or at the Birkie Store, Hayward, WI, later this spring (details forthcoming).

Please Note!

- There is no baggage drop in 2021! Any bag left unattended in the start/finish area will be removed.

Race Day

Before departing for the American Birkebeiner Trailhead, please make certain you have your bib, your energy needs, a hydration vessel (water bottle, drink belt, water bladder, etc.), a mask or two-layer buff, and your ski equipment.

You may only race on your scheduled day. Anyone participating in events on a day they are not scheduled for will be removed from results and will not earn credit for completing the event.

Transportation to the American Birkebeiner Trailhead

In the interest of safety, there is no busing provided for skiers in 2021. Skiers must either drive to the American Birkebeiner Trailhead or be dropped off at the venue at the appropriate time for that skier's start time.

Please note! There is no indoor, tent, or warm space at the race start or finish venues.

Driving to the American Birkebeiner Trailhead – Start & Finish Venue

The Slumberland American Birkebeiner, the Kortelopet, and the Prince Haakon races all start and finish at the [American Birkebeiner Trailhead](#), Cable, Wisconsin. **Access to the start area is available ONLY from Telemark Road.** GPS Coordinates: 46.193613, -91.256976

- **From Cable, WI,** Take Highway M traveling East out of Cable for 2-miles. Turn right on Telemark Road. Follow the road past the former Telemark Lodge to the designated parking areas. Follow the directions of the parking attendants.

Please Note!

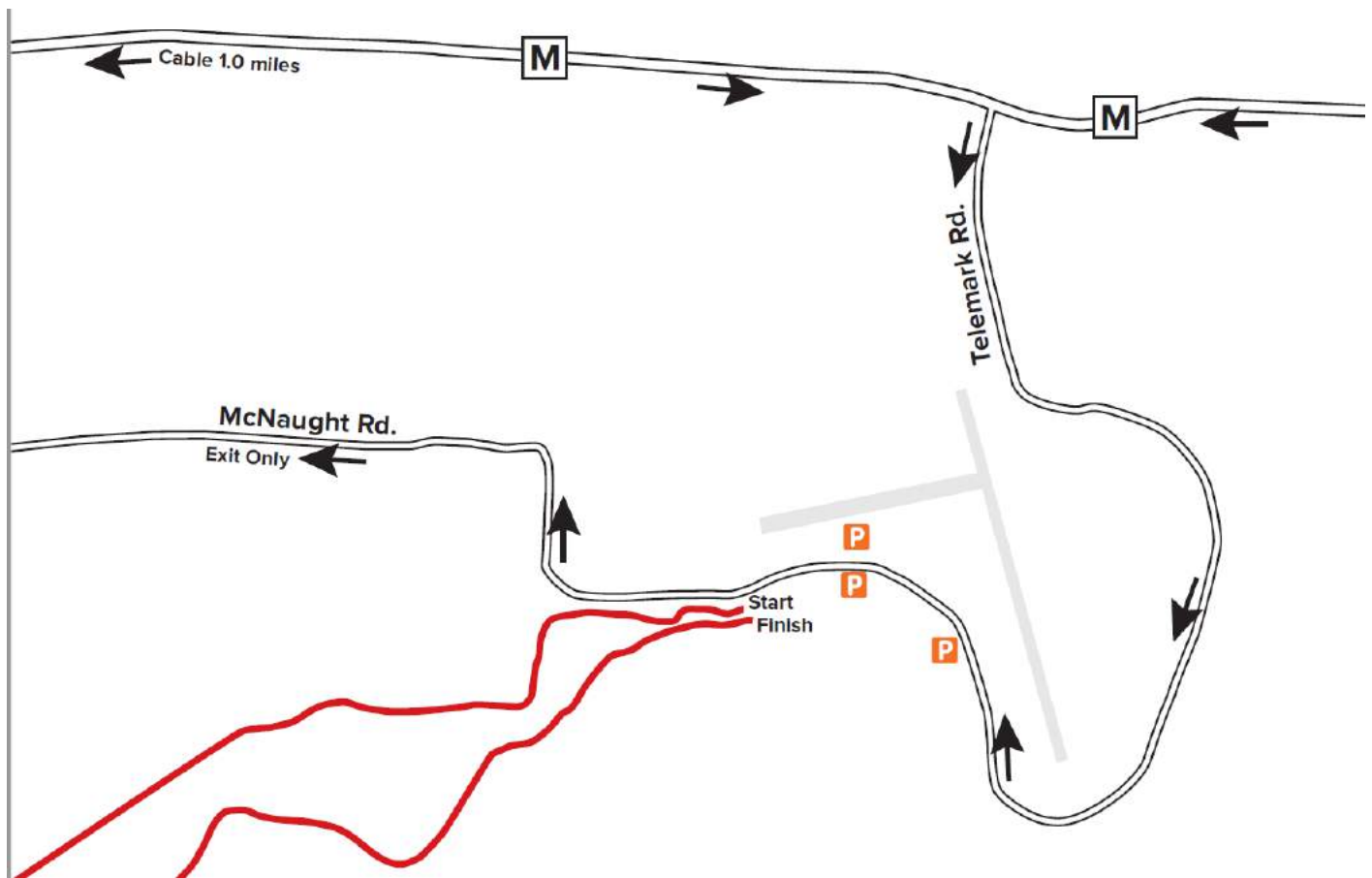
- There are no warming tents or indoor spaces – do not arrive at the American Birkebeiner Trailhead early! Please do not drop skiers off earlier than their assigned start time.
- Only participants with 2021 chipped bibs will be allowed into the starting area.
- We take the health and safety of participants, volunteers, and staff seriously. Spectators are not allowed in the start/finish areas or along the course or at aid stations. Your friends and family may [track a skier](#)'s progress through SMS/Text alerts, information is in the Friends & Family section later in this race guide.

Dropping off a Skier at the American Birkebeiner Trailhead

If you are dropping off a skier, please park in the normal manner and wait with your skier until he/she departs the vehicle for their walk to the start area. Once your skier is on their way, please depart the lot through the normal exit on McNaught Road. Follow exit signs. When returning, you must access the venue from Telemark Road. Please park in the Participant Pick-Up area. Space is limited, so please time your arrival back at the venue as closely to your skier's estimated finish time as possible.

We strongly encourage drivers to download the Birkie app, sign-up for SMS/text or email alerts (found in the Friends & Family section, later in this race guide), and [monitor their skiers' progress](#) so they are waiting in the Participant Pick-Up area when their skier finishes their event.

Map to the American Birkebeiner Trailhead and Race Start Venue



Where Do I Park?

Upon arrival in the parking area, please follow signs and the directions of the parking attendants. Skiers will park on site within walking distance of the start and finish areas.

If you have a special parking permit for the Primo, Gold, or Silver parking lots please show them to the parking attendants. If you've forgotten your special parking permit, you'll need to park in the general parking lots (no permits required).

I'm Parked, Now What?

Once parked, please make note of the location of your car by the signs located in your immediate parking area. Please stay in your vehicle and listen to the Birkie's dedicated FM radio station at 87.9 FM (live from the start line) and listen for your wave to be called to the start area.

Please Note!

- Skiers must use their vehicles as their warm space as they await their wave's callup to the start area. There is no warm-up area in 2021 and spectators are not allowed in the start or finish area.
- The entire racecourse is closed to all prior to the start of the events. Do not warm-up on the racecourse at any time!
- Porta-Potties are located throughout the parking lots.

Preparing to Head to the Start Line

After parking, participants will be called to the start line over the dedicated Birkie FM Radio station at 87.9 FM.

Upon departing your vehicle, please make certain you're wearing your bib and a mask (or two-layer buff). Remember to carry your energy needs with you, as well as your hydration vessel (water bottle/drink belt/water bladder) – there is no energy provided at aid stations and no cups available on course. Your bib is your ticket into the venue and your entrance to the start corral.

Depending on where you park, it will take 5-10 minutes to walk to the start area. Signs with estimated walk time will be found in the parking lots.

If you choose to use ski ties on your walk to the start venue, there will be a donation barrel available for the collection of used ski ties. Gathered ski ties will be donated and distributed to youth skiers.

Do not arrive early to the start line as there is no warm or indoor space available. Once your wave is called up on 87.9 FM radio, head to the start area and prepare to load into the start corral based on your wave assignment.

Please Note!

- Please leave your warm-up clothing in the car! There is no bag or clothing drop area in either the start or finish areas.
- Masks are required from the time you leave your vehicle until you are on-course.
- Please keep your mask or two-layer buff with you for use at aid stations and in case of emergency.
- There is no warm-up area in 2021, no spectators are allowed in the start or finish areas, and no water is available in the start area.
- Anything left in the start/finish venue will be removed.
- Other than for car keys, ID's and cell phones, there is no lost and found available at Birkie 2021.

At the Start Venue

- Skiers may arrive at the start line 15-minutes before they start. Upon arrival, enter pen 1. In pen 1, put your skis on. You will enter the start gate no earlier than 5-minutes before your wave start time.
- Skiers must line up in the classic tracks, not between the tracks. The lifting of the start gate is the official wave start.
- Skiers must start at their designated wave start time. Starting before the assigned time will lead to disqualification. Skiers who miss their start time will be allowed to start in the next available wave. You must follow instructions of the gatekeepers.
- Once your wave is officially started, you will have 10-minutes to leave the start area within your 15-minute wave window. Your time starts when you cross the start line.
- All waves, over all 5-days, will be determined by net time (start time is assigned to each skier as they cross the start line). On Saturday and Sunday, elite waves only, will be determined by gun time (all skiers in the wave receive the same starting time).

All Races - Wave Schedules

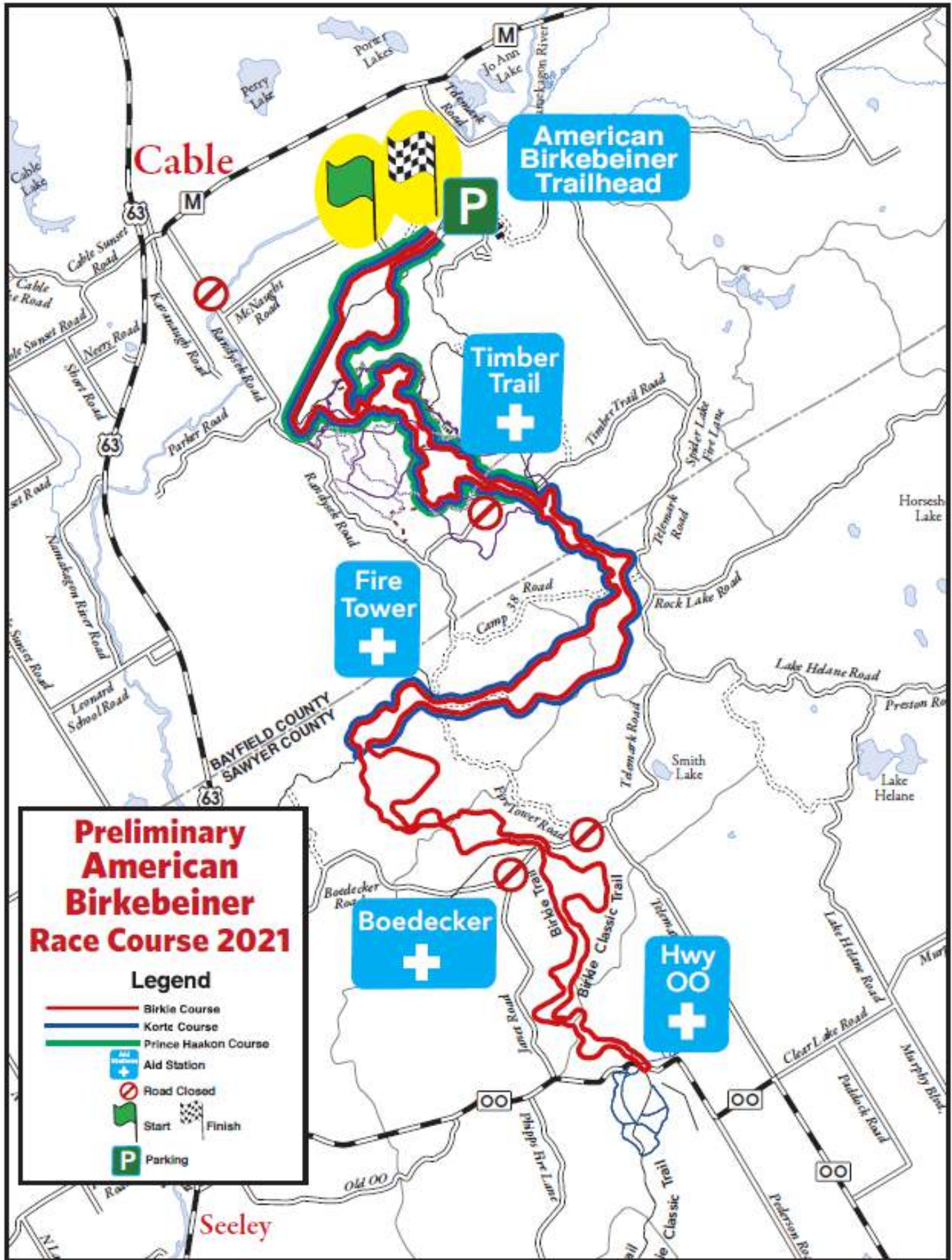
2021 Skate Wave Start Schedule	
Wave	Start Time
American Birkebeiner Elite Men	8:00 am
American Birkebeiner Elite Women	8:05 am
American Birkebeiner Wave 1	8:15 am
American Birkebeiner Wave 2	8:30 am
American Birkebeiner Wave 3	8:45 am
Kortelopet Elite Men and Women	9:00 am
Kortelopet U20 Girls and Boys	9:00 am
Kortelopet Wave 1	9:15 am
American Birkebeiner Wave 4	9:30 am
American Birkebeiner Wave 5	9:45 am
Kortelopet Wave 2	10:00 am
Spirit of 35	10:15 am
American Birkebeiner & Kortelopet Wave 70	10:20 am
American Birkebeiner Wave 6	10:30 am
Kortelopet Wave 3	10:45 am
American Birkebeiner Wave 7	11:00 am
Kortelopet Wave 4	11:15 am
American Birkebeiner Wave 8	11:30 am
Kortelopet Wave 5	11:45 am
Prince Haakon U19 Boys	12:00 pm
Prince Haakon U19 Girls	12:05 pm
Prince Haakon	12:15 pm

2021 Classic Wave Start Schedule	
Wave	Start Time
American Birkebeiner Elite Men	8:00 am
American Birkebeiner Elite Women	8:05 am
American Birkebeiner Wave 1	8:15 am
American Birkebeiner Wave 2	8:30 am
American Birkebeiner Wave 3	8:45 am
Kortelopet Elite Men and Women	9:00 am
Kortelopet U20 Girls and Boys	9:00 am
Kortelopet Wave 1	9:15 am
American Birkebeiner Wave 4	9:30 am
American Birkebeiner Wave 5	9:45 am
Kortelopet Wave 2	10:00 am
Spirit of 35	10:15 am
American Birkebeiner & Kortelopet Wave 70	10:20 am
American Birkebeiner Wave 6	10:30 am
Kortelopet Wave 3	10:45 am
Kortelopet Wave 4	11:00 am
Prince Haakon U19 Boys	11:15 am
Prince Haakon U19 Girls	11:20 am
Prince Haakon	11:30 am

On-Course

- The American Birkebeiner, Kortelopet, and Prince Haakon will share sections of the same looped course.
- Kilometer markers count down from the start. The first kilometer marker is 44K. Kortelopet and Prince Haakon skiers will see their true countdown after turning at their respective splits and heading north on the course.
- Please be alert and watch for your specific event signs on-course. Prince Haakon and Kortelopet skiers will need to watch for signage indicating the turn off points for their specific events.
- You must complete the event you are registered for to receive credit for completion.
- The course is shorter than normal, but not easier than normal! Differences in distances may be seen due to variables in GPS measurements.

2021 Slumberland American Birkebeiner, Kortelopet & Prince Haakon Course

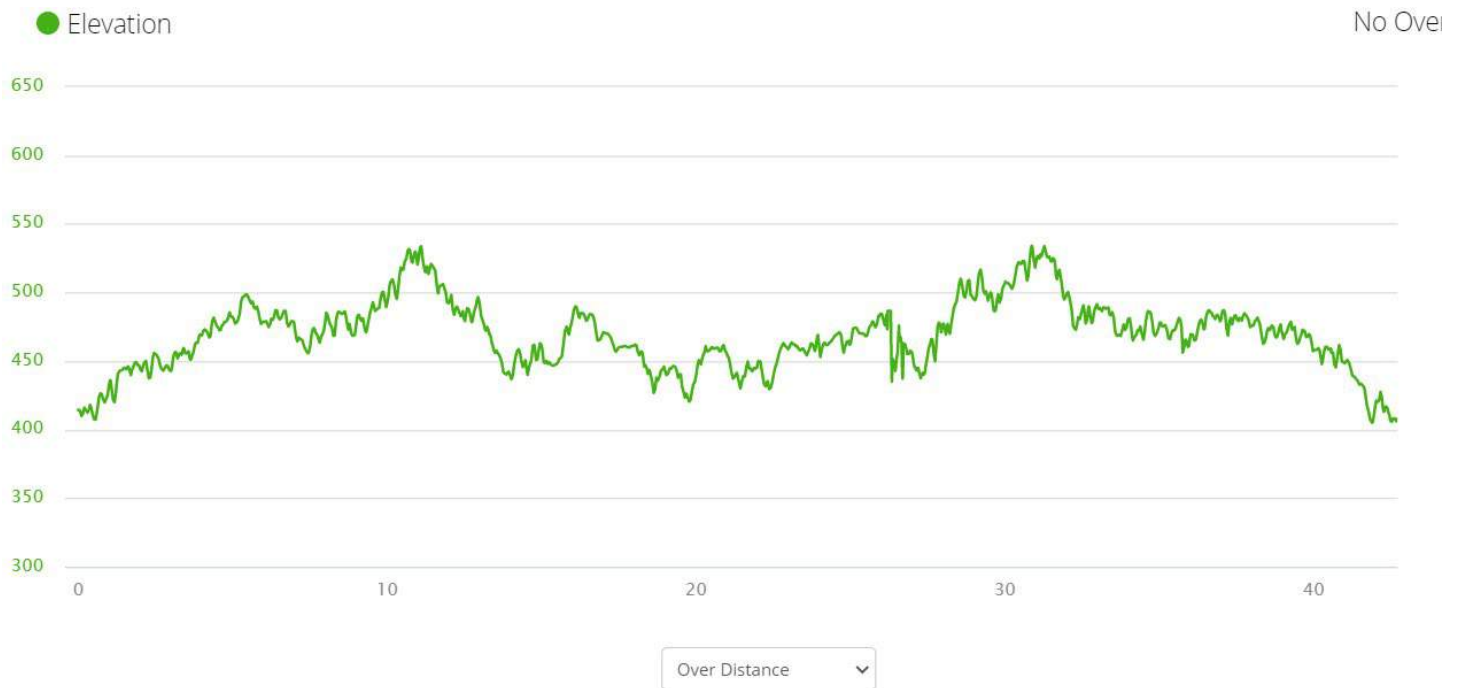


**Preliminary
American
Birkebeiner
Race Course 2021**

Legend

-  Birkebeiner Course
-  Kortelopet Course
-  Prince Haakon Course
-  Aid Station
-  Road Closed
-  Start
-  Finish
-  Parking

2021 Slumberland American Birkebeiner Elevation



What to Expect at Aid Stations

Masks are REQUIRED not only at the start and finish, but also in aid stations. For your safety and that of those around you, please make certain your mask or neck gaiter is at least two-layers thick.

Plan Ahead! Skiers will need to be as self-sufficient as possible on course. Participants MUST carry their own energy and hydration vessel; cups will not be available on course.

Aid stations will have limited volunteers and amenities. It will take longer to go through aid stations, please be patient and slow down through the aid stations.

Food, Energy & Hydration

- No food will be available on course, please carry any food/energy you may need throughout your event.
- Self-serve, free-flowing water and Nuun Endurance hydration will be available at each aid station.
- To use the hydration stations:
 - **Water** – Simply remove the cap of your hydration vessel and place it under the free-flowing water
 - **Nuun** – Remove the cap of your hydration vessel and place it under the spigot (please make sure not to touch the spigot), using your ski pole, press the lever to dispense the Nuun.
- Once your hydration vessel is filled, move to a physically distanced area outside of the aid station to drink.
- We recommend consuming any energy/food before reaching the aid station and throwing all trash at the aid station. No trash may be thrown on the trail between aid stations.

Please Note!

- Aids stations are only visited in ONE direction on the racecourse!
- Participants will eventually travel through aid stations in both directions on the looped course, however, will only get aid one time to reduce contact and touchpoints along the way.
- Skiers need to carry their own food/energy and their own hydration vessel.

Aid Station Locations & Cut-Off Times

Location	Aid Available	from Start	To Prince Haakon Finish	To Kortelopet Finish	To American Birkebeiner Finish	Cut-off Time
Start	No	0	14K	26K	45K	
Timber Trail	No	7K	7K	19K	38K	
Fire Tower Aid Station	Yes	11.5K	-	14.5K	33.5K	
Boedecker	No	16.5K	-	-	28.5K	
OO Aid Station	Yes	21K	-	-	24K	2:15 pm
Boedecker Aid Station	Yes	26.5K	-	-	18.5K	3:00 pm
Fire Tower	No	32K	-	13.5K	13.5K	3:45 pm
Timber Trail Aid Station	Yes	38.5K	7K	7K	7K	4:45 pm
Finish Line	Yes	45K	0	0	0	6:00 pm

Aid Station & On Course Medical Assistance

Please make certain that you are prepared for your event and are confident that you can complete the course in the time allowed.

If you need medical assistance, please notify a volunteer or staff member immediately. There will be limited medical support on the racecourse, at aid stations, and in the finish zone. If you are unprepared to ski your event, we encourage you to switch to the virtual option before February 27, 2021.

As always, while on the trail, if you find yourself in need of medical assistance or happen upon another skier in need of assistance, please call the emergency number 715-513-6305 (we strongly encourage you to put this number in your phone before race day). Once connected, you will be given instructions on how to identify your location. If you are unable to connect to this number, and you or another skier has a medical emergency, please call 911. Birkie Ambassadors, identified by their bibs, will also be out skiing the course on race day and can assist with an emergency situation.

Aid Station - Wax & Poles

A limited amount of kick wax and number of replacement ski poles will be available at each aid station. Any borrowed poles must be returned upon completion of your event. Please leave any borrowed poles at the finish line. To inquire about the return of any broken equipment, please call or email the Birkie Office at 715-634-5025 or birkie@birkie.com. Shipping fees will apply.

Dropping Out or Missing Cut-Off Times

- Should you need to drop out for any reason, you must check-in with an Aid Station Chief who will arrange for your transport back to the start/finish venue and your vehicle.
- Skiers unable to continue the race must immediately report to the aid station chief at any aid station location.
- Skiers who do not reach an aid station by the designated cut-off time will not receive a finish time or credit for completing the race, must forfeit their race, and will be transported to the finish area.
- Drop out vehicles will be available should you need a ride to the start/finish venue.

Please Note!

- If you do not feel you can finish your event in the allotted time, please switch to the virtual event option.

Finish Line

Congratulations! Once you cross the finish line, please put your mask on immediately and before engaging with other skiers or volunteers.

- You will receive ski-ties to conveniently carry your skis.
- Please proceed to the recovery zone where you will find Kemps Chocolate Milk, Nuun Sport, and Clif bars.
- Please take your recovery items and enjoy them once back in your warm vehicle.

Please Note!

- No spectators are allowed in the finish area.
- There are no indoor spaces or warming tents available in the finish zone. We encourage you to head to your vehicle as soon as you've gathered your recovery hydration and energy.

Awards

Medals & Pins

Pins and medals will not be handed out in the finish zone. Skiers received their pin and/or medal in their bib packet.

Overall Birkie Skate & Classic Champions

The overall champions of the American Birkebeiner and Kortelopet will be crowned on Saturday, February 27, for skate technique and Sunday, February 28, for classic technique. There will be no Prince Haakon champions awarded in 2021.

Trophies created by Hallett Ironworks, will be awarded to the top female and male skiers in the American Birkebeiner Skate and Classic races, and Kortelopet Skate and Classic races. Prize money for the 2021 Slumberland American Birkebeiner is as follows:

American Birkebeiner Skate

1st Place -	\$2500
2nd Place -	\$1750
3rd Place -	\$1500
4th Place -	\$1000
5th Place -	\$ 500
6th Place -	\$ 250

American Birkebeiner Classic

1st Place -	\$1000
2nd Place -	\$ 500
3rd Place -	\$ 250

In addition, the first U.S. finishers will receive a premium, luxury mattress set from Slumberland Furniture, title sponsor of the American Birkebeiner.

Sprint Bonus Presented by Madshus

Two \$500 Madshus Sprint Bonus will be awarded to the first male and female competitors in the Birkie Skate Race to cross the intermediate sprint lines.

- The first sprint line is located right before the Birkie Skate course exits the powerline section and enters the woods at approximately 2.5K into the race.
- The second sprint line is located prior to the OO Aid Station at 20K into the race. All prize money is paid in U.S. Dollars

There will be no Tony Wise Award in 2021.

Age Class, Wave Winner & Recognition Awards

There will not be age class or wave winner awards presented in 2021. Knowing there will be reduced medical staff on-course, we want skiers to ski safely and not push themselves needlessly. Additionally, there is no way to fairly determine winners when course conditions can vary significantly over the 5-day period. Age class and wave winner awards will be back in 2022!

Recognition awards for the Birkie (20, 30, 40-year) and Kortelopet (10, 20, 30-year) will automatically be mailed to the recipients in late March or early April.

Birkie Wax Policy

The American Birkebeiner Ski Foundation has joined U.S. Ski and Snowboard in banning the use of fluorinated ski wax in competition beginning the 2020-2021 season. We encourage all competitors to abide by this policy for all events on the Birkie Trail and at the American Birkebeiner Trailhead. All athletes are subject to random ski testing at events and penalties will apply to any US Ski and Snowboard licensed or citizen skier that is found to be non-compliant. In addition to the wax policy, additional official rules are found [here](#).

Timing and Results

Participant times will not be used for future wave placements, age group or wave winner awards. Please take your time, enjoy, and ski safely.

All participants who complete the event they are registered for will receive credit for the 2021 American Birkebeiner, Kortelopet, and/or Prince Haakon events. Participants competing in multiple events will be eligible to earn completion credit for 1 American Birkebeiner and/or 1 Kortelopet and/or 1 Prince Haakon race.

Results will be available immediately following your race on [Birkie.com](https://www.birkie.com) and through the [Birkie app](#).

Birkie Store

Shop the Birkie Store online now to secure the latest Birkie gear and commemorative memorabilia. The Birkie Store will not have a physical presence at 2021 Birkie events. Shop now and during checkout, you can select ship to home or curbside pick-up at the Birkie Store in Hayward during Birkie week! Celebrate your Birkie accomplishments with new Birkie apparel, posters, and more!

Share the Fun!

There is public Wi-Fi available at the American Birkebeiner Trailhead. We encourage you to share your Birkie experience! Please tag us in your posts!

Official 2021 hashtags:

#Birkie2021 #Korte2021 #PrinceH2021



LIKE US on Facebook American Birkebeiner
Facebook.com/AmericanBirkebeiner



FOLLOW US on Twitter @birkie
Twitter.com/birkie



FOLLOW US on Instagram @ americanbirkebeiner
Instagram.com/americanbirkebeiner

For Friends and Family

You'll be able to [track your skier](#) as they travel on their journey to the finish line. You can sign up for the SMS/text or email alerts either on Birkie.com or through the Birkie app.

Here's How You Can Track Your Skier:

- [Sign-up to receive tracking updates](#) via SMS/text or email for American Birkebeiner, Kortelopet, and Prince Haakon skiers, either on Birkie.com or through the Birkie app.
- Enter the participant's name and/or bib number, along with your mobile/cell phone number or email address to receive SMS/text messages (charges may apply).
- Here are the points along the trail where you'll be able to track your skier's progress:
 - Birkie: Fire Tower, OO, Boedecker & Timber Trail aid stations & finish line
 - Kortelopet: Fire Tower & Timber Trail aid stations, finish line
 - Prince Haakon: Timber Trail, aid station, finish line
- Updates will include location, time of day, pace/kilometer, estimated finish time

Live Stream Cameras on Birkie.com

Friends and family can also watch streaming video of Slumberland American Birkebeiner, Kortelopet, and Prince Haakon skiers at various points along the racecourse.

- Camera locations include:
 - American Birkebeiner Trailhead start area
 - OO Trailhead aid station
 - finish line
- Live stream cameras are available from the home page of Birkie.com.
- Finish line coverage will be recorded and available to view after race day.

We encourage friends and family to download the FREE Birkie app, available in the Apple App store and the Google Play store!

Watch Saturday & Sunday's Championship Races

We're excited to bring you a live web broadcast of the Slumberland American Birkebeiner race. Snowmobiles equipped with cameras will capture elite skiers as they journey to the finish line on both Saturday and Sunday of race week.

The entire race, covering both lead male and female elite skiers will be available to view shortly after completion of the actual race on race day. Check Birkie.com for the race viewing link.

Birkie Virtual Expo

From now through March 4, visit the Birkie Virtual Expo! You'll find over 50 booths, same great vendors, shopping, expert wax tips, entertainment in the auditorium, lots of chances to enter to win gear and prizes, and more! Plus, if you visit 21 booths, you'll automatically be entered for a chance to win one of 21 free entries to any Birkie ski, run or bike event! It's our way of saying thanks for visiting the 2021 Birkie Virtual Expo!

There are two simple ways to login:

1. Click the link in the emails you received on February 4 & 5, 2021
2. Or, simply enter your email address (no password needed) on the Birkie Virtual Expo login page, [click here](#).
3. You can also access the Birkie Virtual Expo login page from the home page of Birkie.com.

MarathonFoto

While you focus on skiing, MarathonFoto will focus on capturing your special moments along the way. So, smile for the cameras along the Kortelopet, Prince Haakon and Slumberland American Birkebeiner racecourse. Your bib number must be visible and readable by MarathonFoto photographers. You'll be notified when photos are uploaded and ready to view! Until then, remember www.MarathoFoto.com

Dining in the Hayward, Seeley & Cable Areas

Skiers, their friends & families, are asked to be as self-sufficient as possible while traveling by bringing their personal foodstuffs, or choosing takeout, curbside pick-up, or delivery options while visiting the area. Use the links below to find dining options that meet your individual needs.

- Hayward Lakes Visitors & Convention Bureau – [Dining Guide](#)
- Hayward Area Chamber of Commerce – [Dining Guide](#)
- Cable Area Chamber of Commerce – [Dining Guide](#)

Questions? Check out the Frequently Asked Questions, [Click Here!](#)

Special Thanks to our Amazing Sponsors!

